

VPort SDK PLUS

User-friendly software development kits for third-party developers to customize IP video management systems

Introduction

Moxa IVN (Industrial Video Networking) solutions, which include VPort series IP video products and IP surveillance software solutions, are future-proof, ready-to-use IP video solutions for video surveillance applications. With the growing popularity of IP networks, more and more users need to integrate their video management system with other monitoring and control systems (e.g., SCADA or HMI) to get

the benefits of centralization and inter-operation. To assist third-party developers with this integration, we are providing Moxa VPort SDK PLUS, which supports VPort series video server and IP cameras, for building customized video management systems and for integrating VPort series products into comprehensive monitoring and control systems.

URL (CGI) Commands

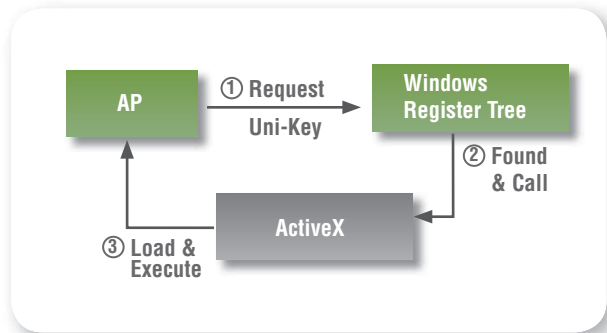
URL commands are easy-to-use CGI commands used with HTML programming for web systems. Users can acquire video images and control VPort series products from their own customized web pages

by embedding these CGI commands into the HTML source code. All of the URL commands are listed in the VPort user's manual, or a CGI command manual.

ActiveX Control SDK PLUS

ActiveX Control is an OCX component that uses Microsoft COM (Component Object Model) technology to enable software components to communicate. ActiveX Control is used widely with platforms that support WIN32, IE Plug-in, and Visual Basic, and is also popular in automation system software, such as SCADA systems. Moxa ActiveX Control SDK PLUS is a user-friendly, customized tool for programmers that supports versatile parameters for customized viewing, recording, PTZ camera control, event triggering, and recorded video playback. Moxa ActiveX Control SDK PLUS is provided free of charge, and supports VB, VC, and C# developing environments, as well as plug-ins for web applications and automation tools (e.g., SCADA software). Third-party developers who want to use ActiveX SDK can download it from Moxa's website.

ActiveX Work Process

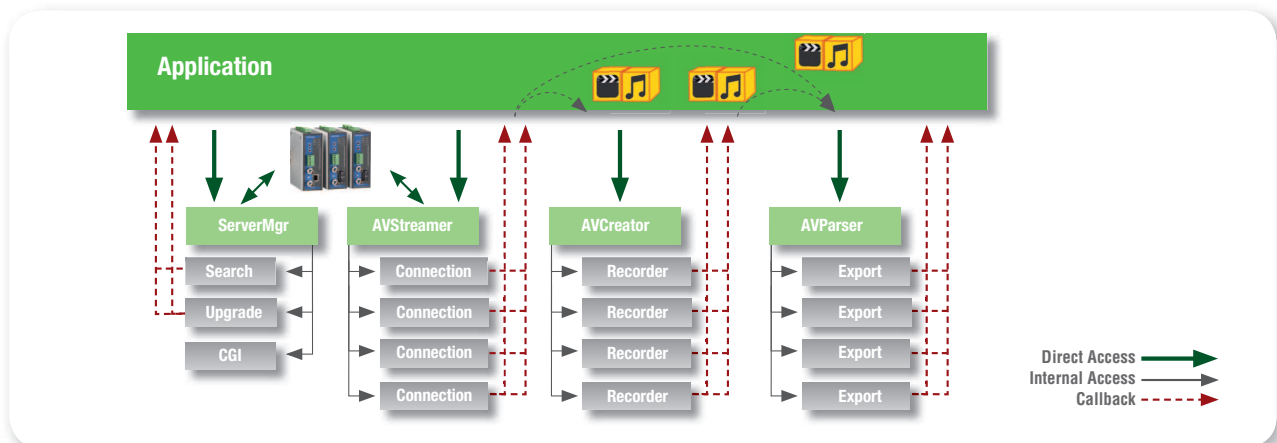


API SDK PLUS

For some video management applications, ActiveX Control SDK PLUS may not provide users with enough functionality. In this case, API SDK PLUS, which includes a detailed C library, can be used to program customized solutions in a Visual C++ or C# environment. API SDK PLUS includes a total of 4 DLL modules, and currently supports the WIN32, Linux, and WIN CE pocket 2003 platforms. API SDK PLUS

is provided free of charge. However, since API SDK PLUS uses proprietary technology and the programmer must be an experienced, professional C programmer, we are not releasing API SDK PLUS for general use. Third-party developers who would like to use API SDK PLUS should request support on Moxa's website to apply for a free copy. Some verification is required.

API Module Structure



VPort Video Gadget

Coding-free programming method specially designed for SCADA systems

Introduction

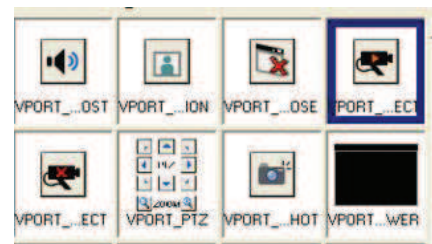
Embedding video into a SCADA system has always been a big hassle for system integrators, since they needed to invest the time and effort to study the IP video device's ActiveX SDK (software development kit), and then struggle to write bug-free code. In order to reduce the amount of programming effort required, Moxa has created a coding-free

programming tool, called VPort Video Gadget, which is included with VPort ActiveX SDK PLUS. VPort Video Gadget has the potential to save system engineers an enormous amount of programming time and effort.

About VPort Video Gadget

VPort Video Gadget is basically a collection of pre-programmed function objects for embedding video into a SCADA system. Functions include connecting/disconnecting the VPort, displaying a video, closing a video, controlling PTZ, enabling/disabling audio, and taking snapshot images. There is no need for the system engineer to spend time writing the code, which is a huge benefit since it can save a lot of time and engineering resources.

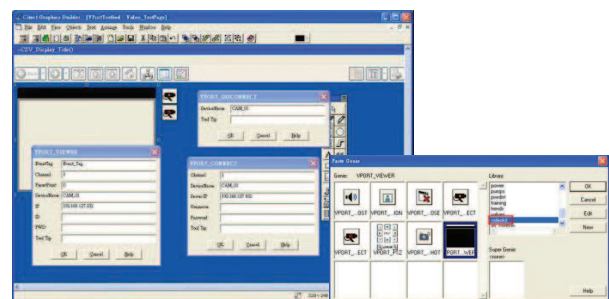
For videos recorded with Moxa SoftNVR-IA or MxNVR-IA, VPort video gadget provides a remote playback function object for playing recorded videos on a SCADA HMI. The SCADA system integrator can easily design the search and playback of recorded videos using this remote playback function.



Using VPort Video Gadget

Only a few steps are required to use VPort Video Gadget:

- Drag & drop the selected function object
- Input the required parameters into the appropriate columns
- Save, and the function programming task is done
- Supports Citect, InTouch, and Cimplicity third-party SCADA systems



Note: The precise way to use VPort Video Gadget may be different for different SCADA systems. However, regardless of which SCADA system you use, VPort Video Gadget will be 100% coding-free.

A Great Tool for Automation Systems

Obviously, the key benefit provided by VPort Video Gadget is to greatly reduce the amount of programming effort required to integrate IP video into SCADA software. But more than that, with VPort Video Gadget your IP video system will no longer be separate from your automation system. Instead, it will just be one more element of the automation system, on the same par as I/O sensor alarms, motors, and other items.

To get VPort Video Gadget, download Moxa VPort ActiveX SDK PLUS from the download center on Moxa's website.